
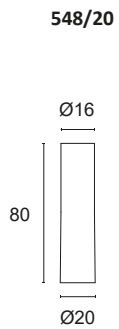
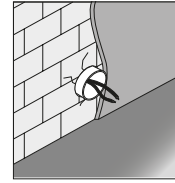


HOLLY, HALISSA AND MEMO FORMWORK


Thermoplastic formwork for HOLLY, HALISSA and MEMO series models for use during installation.
Can be installed in brick walls or floors. Necessary for correct installation.



Position the formwork flush with the wall or floor.



Fix the formwork with glue or putty and level it flush with the wall or floor. Prevent foreign bodies from entering the formwork.



Connect the electricals as stipulated in the product sheet and check it works correctly. Insert the product into the formwork using light pressure.