

Flush-fitted in thermoplastic for accent and courtesy lighting. Also suitable as a step marker or emergency light. Even, diffuse lighting, can be installed indoors on plasterboard or brick with standard 503 formwork (not included).

MID POWER LED CRI>80

Power: 1.5W@12Vdc


Lumen: 100Lm@12Vdc

Mains power supply included

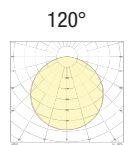
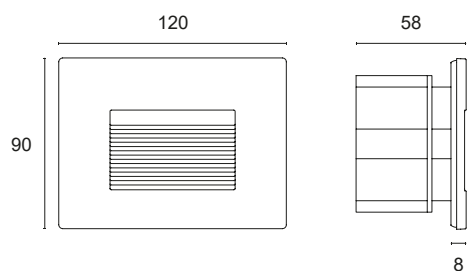
Parallel connection, 20 cm cable

Constant voltage power supplies page 236

Dimming Accessories page 249



 **MADE IN ITALY**



BASIC CODES

L13.

FINISHES

- 1** White
- 2** Matt black
- 7** Brushed aluminium

LED COLOUR

- BN** 4000K
- BC** 3000K

Code example:

ERMA + White + 4000K = Code: L13.1BN