

DARDO Q

L504.



Flush-fitted in polished 304 stainless steel with power LED for accent, decoration, courtesy or step marker lighting. Choice of secondary optics. Can be fitted in the floor, wall or in plasterboard indoors and outdoors. Mounting with formwork or ring with springs.

Power LED CRI>80

Power: 3W@350mA - 6W@500mA

Lumen: 405Lm@350mA - 648Lm@500mA

350mA - 500mA constant current power supply

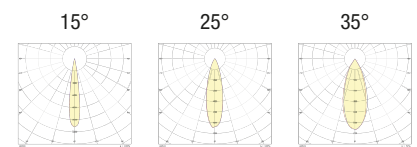
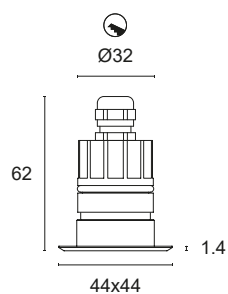
Series connection, 50 cm cable

Constant voltage power supplies p. 232 - 233

Installation accessories page 271

Dimming Accessories page 249




 **MADE IN ITALY**





BASIC CODES

L504.








LIGHT BEAM

-  **15** 15°
-  **25** 25°
-  **35** 35°

GLASS

-  **T** Transparent
-  **S** Brushed

LED COLOUR

-  **BN** 4000K
-  **BC** 3000K
-  **CC** 2700K
-  **BL** Blue
-  **VE** Green
-  **RO** Red
-  **AM** "Wine" Amber

POWER

- 3 3x1W - 350mA - 405 lm**
- 5 3x2W - 500mA - 648 lm**



Code example:

DARDO Q + Light Beam 15° + Clear Glass + 3000k +3W = Code: L504.15TBC3